

**ISUZU**  
RELIABILITY IS EVERYTHING



**GVM: 17,000 - 26,000 KG**



**The all-new Isuzu FX Series.**

## Reliability redefined.

When creating the all-new FX Series, we asked ourselves: 'what does reliability really mean?'

It means delivering on our undeniable reputation for Japanese performance, while offering the safety and comfort you'd expect from a European truck.

It means meeting the needs of more customers with one of the most versatile configuration line-ups in the heavy-duty segment, including 4x2s, 6x2s and 6x4s.

And getting the toughest jobs done well, with a GVM range of 17,000kg to 26,000kg, and a choice of wheelbases, axles and suspensions - all backed with more torque and payload than our previous FX models.

With an industry-leading 6 year warranty, 24/7 roadside assist and nationwide support from over 70 dealers, the FX Series isn't just reliable, its reliability redefined.



Sleek new cab design.

# Streamline your driving efficiencies.

The hero of the next generation FX Series is its sleek new cab design – but it's about more than good looks. The new cab offers a more comfortable drive and improved cooling, air flow and driving performance.

It's also safer for both drivers and other road users, with Daytime Running Lights, Automatic Lighting System and an energy-absorbing space set inside front panel designed to reduce injury to pedestrians and vulnerable road users in low speed collisions. Not only that, the new cabin glass keeps you comfortable and protects your skin by lowering the cabin temperature and reducing UV damage with up to 59% infrared ray protection and 99% ultraviolet ray protection in the windscreen and up to 90% ultraviolet ray protection in the door and backlight glass.



Configurations.

# Built tough for every business.

Whether you need a 4x2, 6x2 or 6x4, the FX Series has you covered. With 8 model options and a wide range of wheelbases, axles, and suspension setups, FX is designed to get the job done - no matter what it entails.

It starts with the FXR and FXD. Versatile and dependable, these models come with an automatic transmission, with a GVM of 17,000kg and a GCM of 38,000kg.

When you need even more muscle, step up to the FXL, FXY and FXZ. These are the heavyweights of the FX Series with a GVM of 26,000kg and a GCM ranging from 38,000 to 45,000kg. They come with an Allison 4430 series automatic transmission.






**Applications.**

# Versatility redefined.


Tilt, lift, skip, tip, mix, chill, pump, crush - the all-new FX Series does it all and looks good doing it.



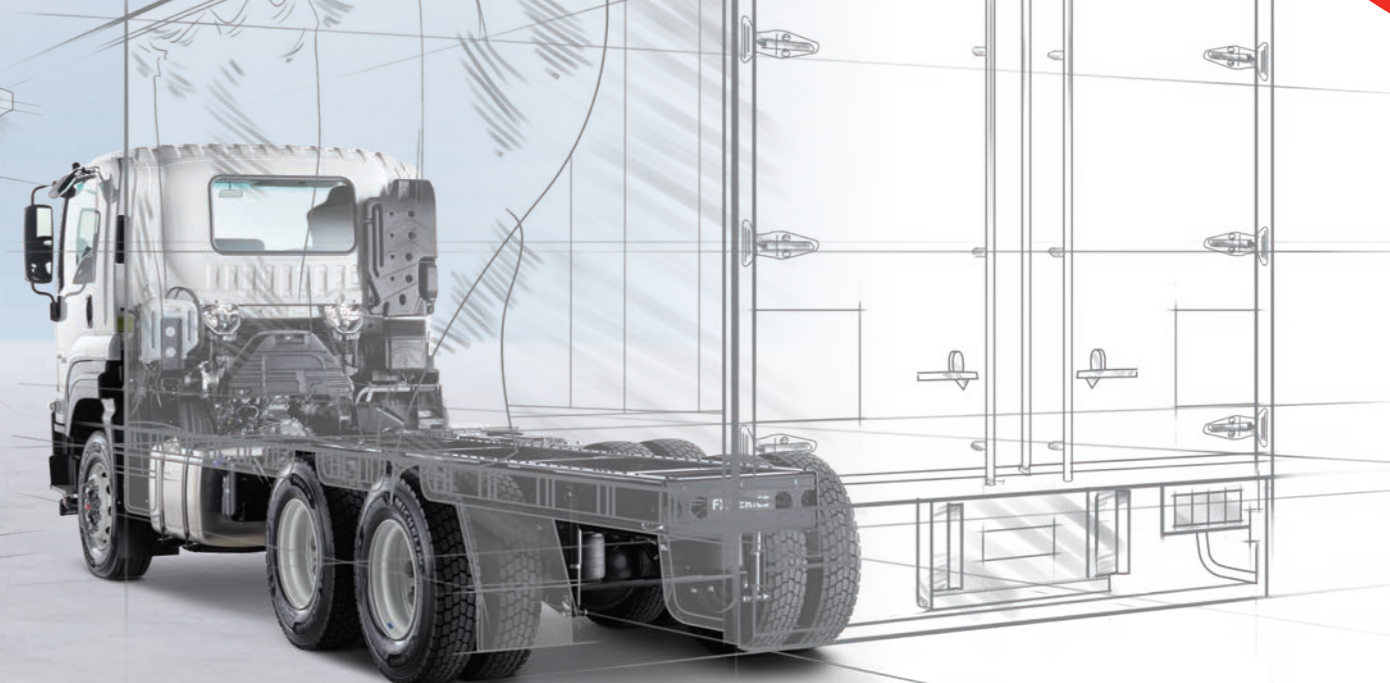
**Tanker**



**Livestock truck**



**Garbage truck**



**Tautliner truck**



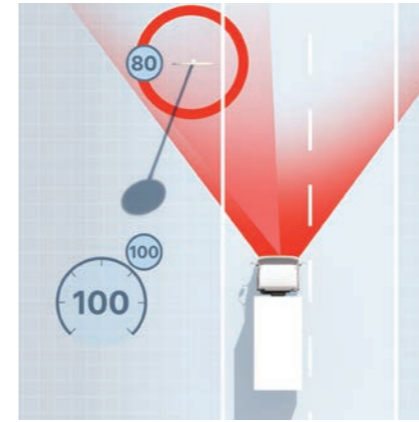
**Advanced Driver Assistance Systems.**

# Smarter safety for every road user.

ADAS is a suite of intelligent active safety systems. Each feature works together seamlessly to reduce the chance of an accident or mitigate damage if an accident does occur.

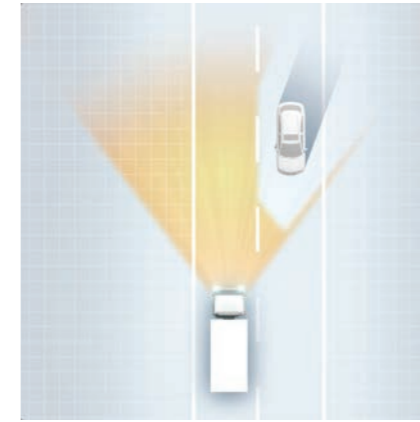
The new FX Series improves on Isuzu's already class-leading ADAS to change the way trucks keep drivers and other road users safe.

With innovative features like Traffic Sign Recognition, Full Speed Adaptive Cruise Control and Lane Keeping Assist, your Isuzu truck can help to detect vehicles, pedestrians, obstacles, lanes and traffic signs - and react when needed.



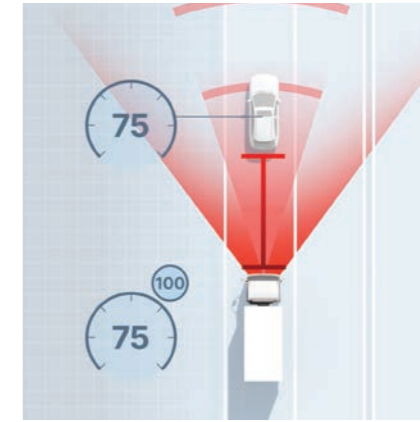
### Traffic Sign Recognition

The ADAS' camera recognises particular traffic signs, including speed limit signs, and informs the driver by displaying them on the dash instrument panel.



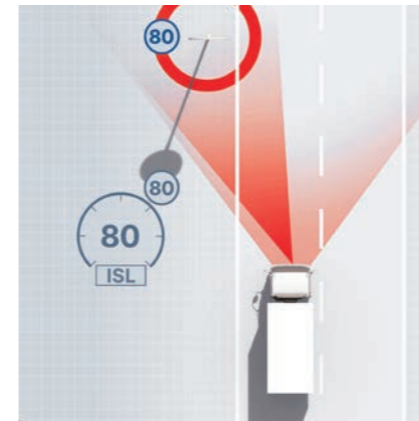
### Adaptive Driving Beam

When the driver uses high beam, the ADAS' camera will detect oncoming vehicles and will turn off sections of LEDs to avoid dazzling oncoming drivers.



### Full Speed Adaptive Cruise Control

FACC uses a radar and camera to detect the vehicle in front of the truck, then maintains a set distance from that vehicle by slowing or speeding up the truck accordingly. FACC will work at any speed, so if the vehicle ahead comes to a stop, the truck will too.



### Intelligent Speed Limiter

If the TSR detects a change in speed limit, it alerts the driver who can then apply a vehicle speed limiter to that speed by operating the resume button.



### Attention Assist System

When the truck is moving at speeds above 60km/h, AAS will alert the driver if the system detects any inconsistent steering input and will suggest that the driver takes a break.



### Lane Keeping Assist

LKA works hand in hand with the truck's cruise control system, helping the driver to maintain lane position while in cruise control. This feature is able to steer the truck back into a central lane position if required.



**ADAS technology.**

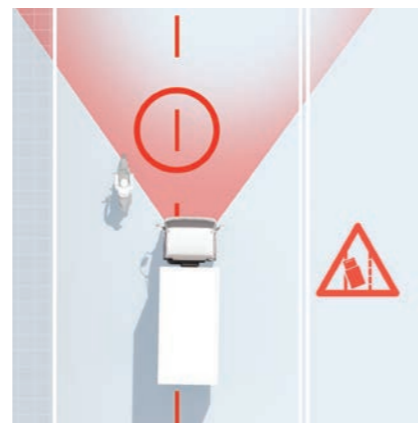
# Isuzu intelligence.

The eyes behind the FX Series' ADAS is a highly effective combination of an optical sensor and a milliwave radar, used to monitor the forward environment to detect objects such as vehicles, pedestrians and bicycles. The system uses the camera to determine the object and the radar to measure distance and relative speed.



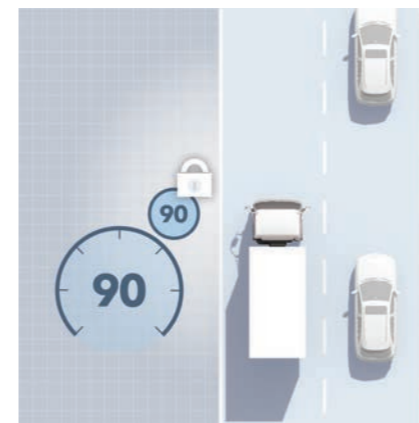
### Advanced Emergency Braking

If the driver fails to brake after the vehicle warns of a pedestrian, cyclist or other vehicle appearing unexpectedly, in certain conditions, the AEB system can apply the brakes automatically to avoid a collision. The brake lights will also come on during this process.



### Lane Departure Warning

LDW can detect lane markings and provide an audible and visual warning under certain conditions if the driver wanders near or out of the lane. The driver can select two sensitivity settings or switch the feature off.



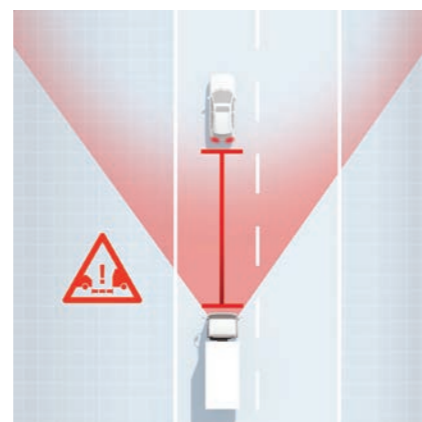
### Customisable Speed Limiter

CSL allows vehicle owners to set a predetermined maximum speed that the driver cannot accelerate beyond. Models with a GVM above 12,000kg are limited by law to 100km/h.



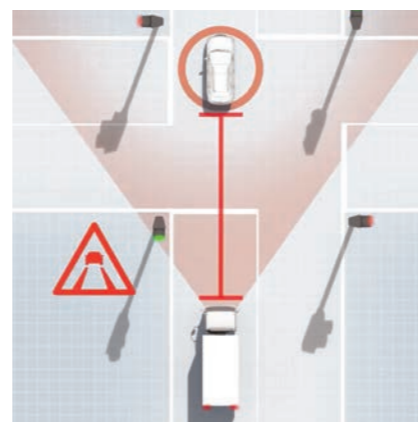
### Electronic Stability Control

ESC uses data from a number of sensors to monitor driver input and vehicle control. If it detects understeer, oversteer or roll-over, ESC can override driver input, reduce power and/or apply individual wheel braking and assist the driver to maintain vehicle control.



### Distance Warning System

DWS helps drivers to maintain a safe distance from the vehicle ahead by giving a warning if a pre-set distance is reached. The driver can choose from four pre-set minimum distances.



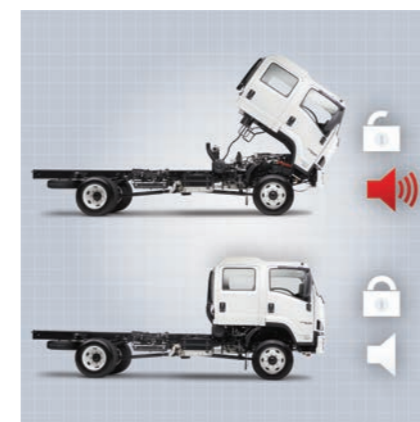
### Traffic Movement Warning

TMW monitors stationary vehicles in front of the truck. If the vehicle ahead moves more than a set distance and you don't follow along, an audible and visual warning sounds.



### Anti-Skid Regulator

ASR detects when either or both rear wheels are spinning faster than the other on a loose surface, then reduces torque and/or applies the brake to the spinning wheel to improve traction.



### Cab Tilt Warning

If CTW recognises that the cab tilt is not fully locked, an audible and visual warning sounds.

Image for illustration purposes.

### Anti-Lock Braking System

ABS determines if a wheel is locked and not turning. It then releases the locked wheel brake and reapplies pressure to reduce locking and maintain control, allowing the driver to effectively steer and brake at same time.

### Forward Collision Warning

FCW scans the road ahead to detect vehicles, pedestrians, bicycles, or other obstacles. Using a stereo camera system and milliwave radar enables the truck to judge distance and relative speed in a similar way to human eyesight. If it senses a potential collision, it will warn the driver to brake.



**Passive safety features.**

# Built to protect.

Isuzu's Cabin Occupant Safety Systems (COSS) are a range of passive safety features, for example the Supplementary Restraint System (SRS) and ECE-R29 certified cabs, that work seamlessly together to reduce the risk of injury and minimise damage in the event of an accident. They're meticulously designed, fitted and tested to ensure they offer superior protection and reliable performance when you need it most.

### ECE-R29 Cabin


Isuzu trucks are built to the ECE-R29 safety standard, which is a global test certification from the United Nations. This cabin rating means that the truck's cab has been designed to withstand excessive deforming in case of an incident. This rating isn't currently mandatory in Australia, but cabs that are ECE-R29 approved offer superior protection for their occupants.



### Supplementary Restraint System (SRS)

The FX Series range now features passenger side airbags for the first time. In the event of a collision, the Supplementary Restraint System (SRS) will determine if the incident is above a certain intensity, and deploy airbags in a split second to cushion the cabin occupants and help reduce any injuries.

For illustration purposes only.



### Seat Belt Pretensioner (Driver and Front Passenger)

If the SRS senses sharp deceleration that indicates an accident, it will automatically pretension the seat belt to pull the occupant back into their seat and reduce the chance of injuries.

### Anti-Intrusion Bars

Additional reinforcement installed into the structure of the truck's doors, Anti-Intrusion Bars protect cabin occupants in case of an incident.



### ECE-R93 Front Underrun Protection Device

The FUPD is a bar mounted behind the standard front bumper, designed to interact with a passenger vehicle's crumple zone and prevent the vehicle from passing underneath the truck. The bar also ensures that the truck's steer wheels are free from interference and allow the driver to maintain steering control after a collision.




### 6UZ1 engine.

## Proven durability.

The 6UZ1 engine has earned its reputation for outstanding durability in the toughest of conditions, with more than 12,000 6UZ1 engines on Australian roads today.

The all-new FX Series is powered by the latest Euro VI iteration of the legendary variable turbo charged 9.8 litre 6-Cylinder 6UZ1 engine.

Engineered for resilience, a new cylinder piston design paired with new injection and management systems offers continuous improvement. And with a combination of EGR, SCR and DPD that meets the ADR 80/04 standards, it delivers lasting performance while keeping the environment in mind.



### State-of-the art componentry.

## Packed with legendary performance.

When it comes to features, the all-new FX Series doesn't compromise on quality.

Every component has been carefully sourced from respected names around the world.

Like the legendary Allison Transmission 4430 Automatic with the latest generation 6 control system. Or the Cummins-Meritor MFS73 steer axle with disc brakes, complete with 315/70R Michelin® X MULTI Z tyres that add a substantial 500kg of load capacity. Riding at the rear, the world renowned Henrickson® HAS airbag rear suspension offers a lighter, more comfortable ride - all while maintaining a consistent dock height for loading efficiency.

\*On selected models.



315/70R Michelin® X MULTI Z tyres.



Advanced technology.

# Innovation in every drive.

The new FX Series is loaded with the latest technology and intelligent features designed to make your driving experience easier, safer and more enjoyable. From wipers that can react to rain and lights that ensure you're always visible to multimedia and navigation at your fingertips, you can rely on your Isuzu truck like never before.

## MyIsuzu Co-Pilot AV System

The MyIsuzu Co-Pilot multimedia system features a 10.1 inch touch screen, Apple CarPlay, Android Auto, and digital stations. Navigate through the menu, or for even greater convenience and safety, use voice-controls for Apple CarPlay and Android Auto. Hands-free Bluetooth and truck-specific navigation are standard.



### Auto Wiper System

AWS uses a rain sensor to automatically wipe the windshield when needed and vary the frequency of the wipe, depending on the amount of rain detected. The level of raindrop sensitivity can be adjusted and, while AWS is operating, the wiper will be set to high if the sensor detects water splashed by an oncoming vehicle.



### Passive Entry and Start System

No more rummaging around for your key. PESS uses proximity sensors to detect the location of your truck's key fob and allows you to lock and unlock the vehicle's doors and start the engine without using a key.



### LED Daytime Running Light

DRL is a strip of light integrated into the truck's headlamps that is turned on while driving with headlights off for extra visibility in all conditions.



### Bi-LED Headlamp

Our innovative new headlamp design offers improved nighttime visibility with a larger area of illumination and Bi-LED beam.



### Automatic Lighting System (Front and Rear)

ALS monitors exterior light levels and automatically turns on the headlights and tail-lights if needed.



**Cab interior.**

# A smarter dash. A smoother ride.

With a new instrument cluster and steering wheel controls, the FX Series' all-new cabin interior offers maximum control at your fingertips. Its dash is packed with user-friendly features and devices designed to make every drive that little bit smoother.

The cabin also takes comfort to a whole new level, with a new ISRI driver's seat and climate control to ensure optimum support and comfort while you're out on the road.





### Digital Instrument Cluster

The new Digital Instrument Cluster offers increased centre storage space, easier access for maintenance and the installation of advanced items.



### Full Colour TFT Multi-Information Display

The all-new F Series features a full colour, user-friendly 7" display between the speedometer and tachometer.



### ISRI Seat

From long distance driving to short trips to the jobsite, the newly installed ISRI driver's seat is optimised to give you unrivalled support and comfort for the duration of your drive. The new seat uses ventilation and heating to keep drivers comfortable in any season, along with an armrest on selected models to reduce driving fatigue. It also incorporates an inner seat belt to reduce neck and shoulder pressure, a middle folded seat to support the driver's position, lumbar support, adjustable cushioning and rapid descend for easy access.



### UV / IR Glass

Our new cabin glass keeps you comfortable and protects your skin by lowering the cabin temperature and reducing UV damage with up to 59% infrared ray protection and 99% ultraviolet ray protection in the windscreen and up to 90% ultraviolet ray protection in the door and backlight glass.



### Climate Control

Whether you like it hot or need to keep your cool, the Automatic Climate Control system monitors the interior cabin temperature and sunlight intensity, and will heat or cool the cabin to your pre-set temperature.

### Steering Wheel Controls

With a smaller diameter for easier handling and controls for the MID, safety systems, cruise control and AV unit, the new FX Series steering wheel is made for a smoother and more enjoyable drive.





**Accessories.**

# The FX Series made more you.

From bullbars and seat covers to dash mats and driving lights, Isuzu has the perfect range of accessories to customise your FX Series truck. Every Isuzu Accessory is designed, tested and fitted to ensure they offer the same performance, safety and reliability as your Isuzu truck.

Roof Bar with Beacon

Weathershields

Reverse Alarms

Warning Triangles

Wheel Nut Indicators

Mudflaps

**Exterior accessories.**

Whether you're looking to add a little extra protection or a bit of bling, our exterior accessories cover styling, storage, protection, aerodynamics and more.

Air Deflector

Front and Side Cameras

Chrome Trim Options

Black and Chrome Grille

Bullbar

**Choose your colour.**

Personalise your FX Series truck with up to 4 colour options to choose from on selected models.



Sahara Beige



Marine Blue



Arc White



Cardinal Red

Images for illustration purposes only.

Check colour availability with your local dealer.





Seat Covers

Rubber Floor Mats

Multipurpose Switches

Tyre Pressure Monitoring System

Dash mat

USB-C / A socket

**Interior accessories.**

# Your drive, your way.

Personalise every drive with accessories designed to give you more control, comfort and storage.

Whether it's seat covers for long days (or nights) behind the wheel, sunshades that keep your cab cool, a custom dash mat for extra style and protection, or floor mats that stand up to whatever you track in, every detail is designed to support you and your business.

\*Selected models only.



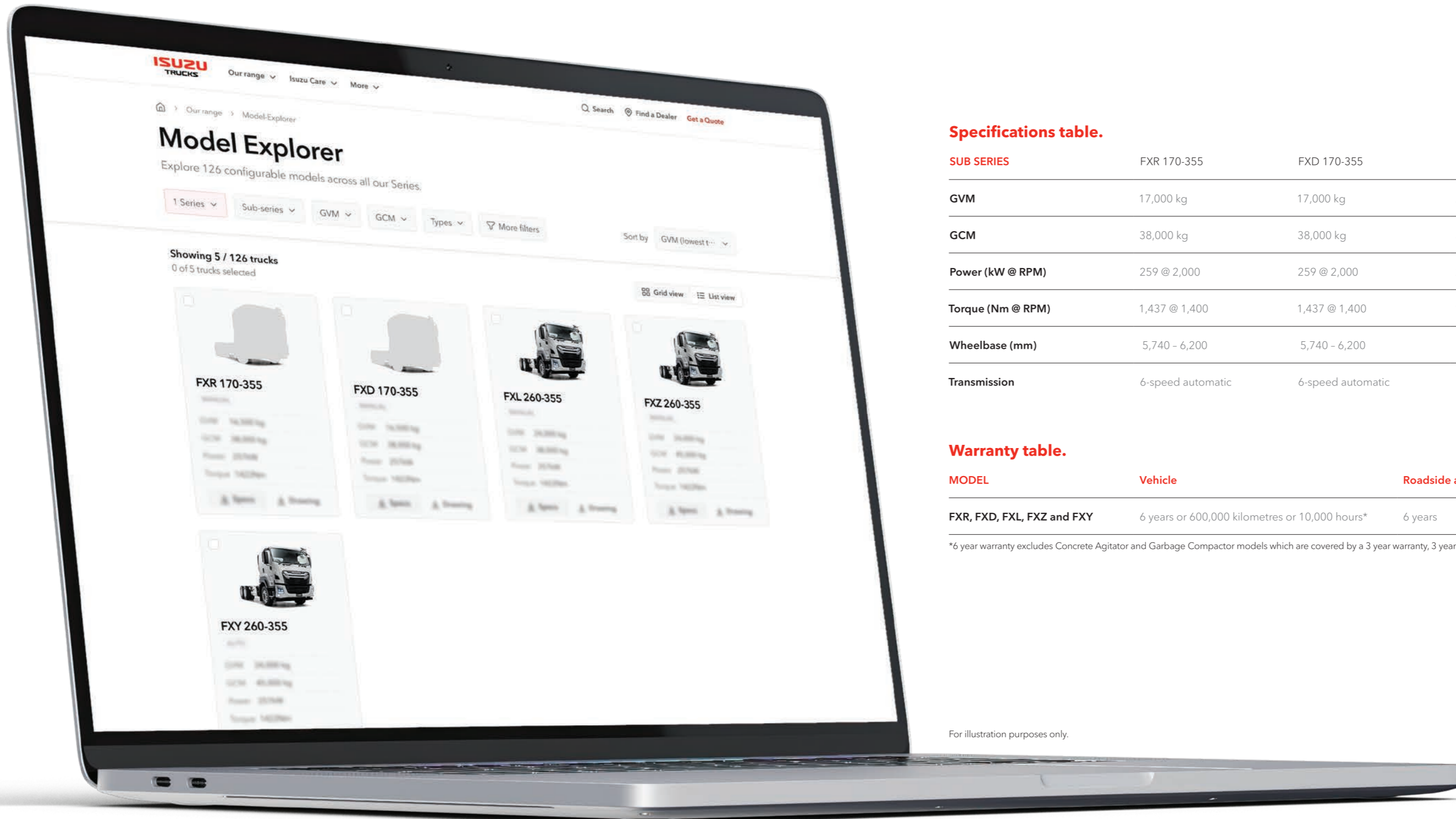
**Specifications.**

# All the details at a glance.

You'll find high level specifications on our FX Series models on the opposite page. However, we recommend using the Isuzu Model Explorer to find the spec sheet for your business' needs.

**View and download all specs sheets.**

Scan to search, view and download full spec sheets for all Isuzu truck models using our Model Explorer.



**Specifications table.**

SUB SERIES	FXR 170-355	FXD 170-355	FXL 260-355 6x2	FXZ 260-355 6x4	FXY 260-355 6x4
GVM	17,000 kg	17,000 kg	26,000 kg	26,000 kg	26,000 kg
GCM	38,000 kg	38,000 kg	38,000 kg	45,000 kg	45,000 kg
Power (kW @ RPM)	259 @ 2,000	259 @ 2,000	259 @ 2,000	259 @ 2,000	259 @ 2,000
Torque (Nm @ RPM)	1,437 @ 1,400	1,437 @ 1,400	1,437 @ 1,400	1,437 @ 1,400	1,437 @ 1,400
Wheelbase (mm)	5,740 - 6,200	5,740 - 6,200	6,300	4,540 - 6,300	4,540 - 6,300
Transmission	6-speed automatic	6-speed automatic	6-speed automatic	6-speed automatic	6-speed automatic

**Warranty table.**

MODEL	Vehicle	Roadside assist
FXR, FXD, FXL, FXZ and FXY	6 years or 600,000 kilometres or 10,000 hours*	6 years

\*6 year warranty excludes Concrete Agitator and Garbage Compactor models which are covered by a 3 year warranty, 3 year roadside assist and 300,000 km.

For illustration purposes only.



**Isuzu Care.**

# A new level of support.

The all-new Isuzu truck range redefines safety, efficiency and comfort – and deserves the customer care programme to match.

Care comes in many forms at Isuzu, whether it's peace of mind that your truck is covered by an industry-leading 6 year warranty, having access to a suite of innovative support services or knowing that the part you need is never far away thanks to a state-of-the-art Australian distribution centre.



**Dealer network.**

Isuzu has an extensive network of dealers around Australia. So no matter where you are, you'll never be too far from a dealer if you need support.



# ISUZU CARE



**6 year factory warranty.**

When we say reliability is everything, it's more than just talk. That's why our all-new F Series trucks come with an industry-leading 6 year factory warranty and roadside assist as standard. AWD/4x4 models and harsh application vehicles are covered by a 3 year harsh application warranty.

**6 year 24/7 roadside assist.**

Isuzu Assist offers 24/7 roadside assistance for 6 years with all F Series trucks, except for AWD/4x4 models and harsh application vehicles which have 3 year coverage.

Our F Series trucks come standard with an industry-leading 6 year factory warranty. 4x4, Garbage Compactor and Concrete Agitator models are covered by a 3 year harsh application warranty. 6 year warranty excludes Concrete Agitator and Garbage Compactor models which are covered by a 3 year warranty, 3 year roadside assist and 200,000 km.



# The pillars of Isuzu Care.

Isuzu Care is a combination of unique customer service and support programs, all working together seamlessly to redefine the experience of owning an Isuzu truck.

**Customer support.**

Our dedicated local specialists are on hand to ensure that every part of your business runs smoothly. These support services include industry best practices, offering leading customer engagement and feedback tools.

**Productivity.**

To get any job done, you need the right tools. Isuzu offers a wide range of truck models, supported by Australia's largest dealer network and innovative product design and support systems. All of these elements work together to enhance your business productivity.

**Reliability.**

Isuzu trucks are known for their reliability. But at Isuzu, reliability is a lot more than the truck itself. From our industry leading 6 year warranty and roadside assist package, to our state-of-the-art Australian parts distribution centre, we take 'reliability is everything' to a whole new level.



**Service agreements.**

# Servicing made easier.

Few things cause as much pain to a business as a big, unexpected bill. And while we can't help with all of your outgoings, Isuzu's service agreements will flatten your truck servicing costs into a single, predictable, monthly payment (or upfront fee in the case of Isuzu Essentials).

Plus, looking after your truck pays bigger dividends than just smoothing out your servicing costs. Proper maintenance lowers the total cost of ownership, reduces downtime, and improves the revenue of every load. You can also rest easy knowing that with a service agreement, you'll be running a well-maintained fleet which means safer trucks for your drivers and protection for your business.



**Isuzu Essentials.**

Available on new trucks only and paid upfront, Isuzu Essentials covers your truck's first three regular services up to either your 36 month or 45,000 or 60,000km service (whichever comes first. Distance depends on truck model).

- Genuine Filters & Lubricants\*
- Check and Report Fault Codes
- Wheel Bearing Re-pack (F Series only)
- Lubricating All Joints
- Washer Fluids
- Labour
- Valve Adjustments
- Consumables
- Environmental

**Isuzu Essentials Plus.**

Essentials Plus is available on new trucks and trucks currently in use, up to 36 months old. This plan also covers consumables such as wiper blades, light globes, fuses and fan belts.

- Genuine Filters & Lubricants
- Check and Report Fault Codes
- Wheel Bearing Re-pack
- Lubricating All Joints
- Globes - Stop, Tail, Number Plate, Indicator, Headlight, Interior
- Wiper Blades
- Relays & Fuses
- Fan Belts & Coolant Hoses
- Washer Fluids
- Labour

**Isuzu Total.**

Our most comprehensive new truck service agreement. It covers everything included in Essentials Plus, as well as engine, transmission, driveline, brakes, suspension, and electrical componentry.

- Genuine Filters & Lubricants
- Check and Report Fault Codes
- Wheel Bearing Re-pack
- Lubricating All Joints
- Globes - Stop, Tail, Number Plate, Indicator, Headlight, Interior
- Wiper Blades
- Relays & Fuses
- Fan Belts & Coolant Hoses
- Washer Fluids
- Engine Components
- Transmission Components
- Brake Components



**Parts.**

# The perfect fit.

Legendary reliability is the sum of all Parts. With superior quality and fitment, choosing an Isuzu Part is a smart choice for your business.

Isuzu Parts are backed by industry-leading support and a 3 year warranty\* for reduced downtime, so you can focus on the important tasks at hand. When fitted by an authorised Isuzu technician, Isuzu Parts can also help to extend the working life of your truck.

So if you're looking for value for money, safety and long-lasting performance, it has to be Isuzu.

\*When fitted by an Isuzu Dealer.



Clutch



Filter



Radiator





# ISUZU

RELIABILITY IS EVERYTHING

ISUZU.COM.AU



Isuzu Australia Limited ABN 97 006 962 572 ("IAL"). The information in this brochure was correct at time of printing, but all measurements, specifications and equipment are subject to change without notice. Bodies and equipment featured in this brochure may have changed, may not be genuine accessories and are available at an additional cost. IAL may make changes at any time without notice, in prices, colours, materials, equipment and models. IAL makes all reasonable attempts to ensure the availability of all vehicles and equipment. The information in this brochure is general in nature. Your Isuzu Truck Dealer can confirm all measurements, specifications and vehicle/equipment availability upon request. Any body illustrated is not necessarily standard equipment. JUN2025 FSA/ISZS2626